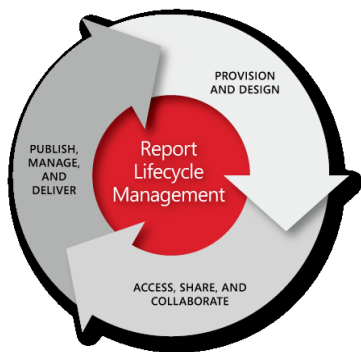


# Microsoft SQL Server Reporting Services: The Leading Reporting Platform for the Enterprise and the Cloud

Microsoft® SQL Server® Reporting Services is a comprehensive, highly scalable solution that enhances real-time decision-making across the enterprise by enabling the creation, management, and delivery reports for pixel-perfect printing, interactive web viewing, and ad hoc data exploration. Microsoft enhances agility and offers greater choice by extending reporting into the cloud, allowing customers to take advantage of the cloud's accessibility and elasticity.



**Obtain full support of the report lifecycle.**

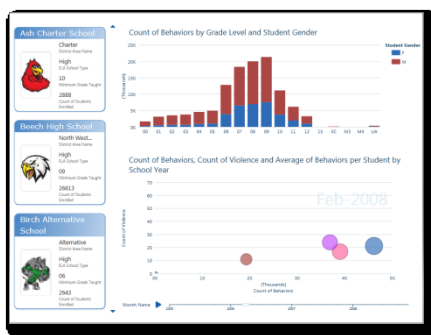
Whether you deploy on-premises or as a hosted service, Reporting Services will help you quickly respond to business needs using data-driven insights and solutions that are faster to develop and deploy and easier use—leading to broader adoption.

## Productive and Intuitive Report Design

Access and combine data from virtually any data source to meet the operational and ad hoc reporting needs of your business.

## See data in bold new ways with "Project Crescent."

Microsoft makes self-service reporting a reality by providing a highly interactive, web-based data exploration, visualization, and presentation experience to users of all levels—from business executives to information workers. Now anyone can create a report in just seconds, transform the "shape" of data with a single click, add powerful timed animation sequences to quickly identify trends or anomalies, and make a more convincing case through rich presentation of discovered insights.



**Drive faster decisions by enabling users to create attractive, highly interactive reports in just seconds.**

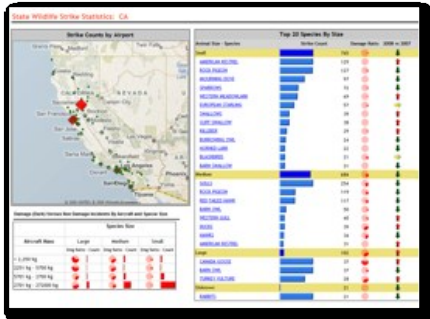
## Address complex reporting needs with familiar tools.

Using the familiar environment of Microsoft Visual Studio®, Report Designer enables developers to query data directly from virtually any data source, including relational, multidimensional, XML, and ODBC data sources—including cloud-based data—and then quickly design even the most complex reports with a high degree of personalization to accommodate a broad range of audiences across the organization.

## Accelerate report creation with intuitive interfaces.

Report Builder is a full-featured report authoring tool with a Microsoft Office look and feel—enabling IT professionals and power users to quickly develop professional reports using powerful layout and data visualization elements such as matrix, charts, gauges, and maps; or embed sparklines, data bars, or indicators into a Tablix for an at-a-glance view of performance metrics and trends. Reports can then be enhanced with subreports, parameters, sorting, filtering, and drill through. Business users can quickly assemble new reports with IT-developed

reusable report components from the Report Part Gallery.



**Rich data visualizations can lead to better business decisions.**

## Robust Sharing, Delivery, and Management

Reach users across the organization and ensure that everyone is using the same resources and the most up-to-date information. Deliver and access reports more efficiently using a single, collaborative workspace and flexible options for publishing and consuming reports.

## Render reports to a wide variety of formats.

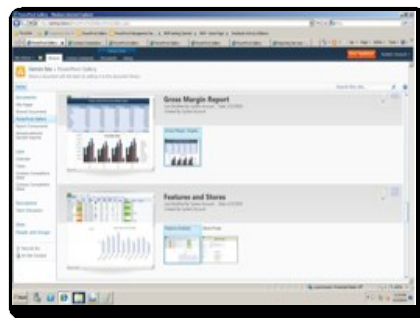
Reach users across the organization with reports rendered in the format that makes the most sense for them. Rendering options offer a variety of formats, including HTML, PDF, CSV, XML, and Image (TIFF) as well as Microsoft Word 2010 and Microsoft Excel® 2010.

Securely deliver data to end users for desktop analytics with PowerPivot for Excel by using

reports as data feeds through an Atom renderer.

## Simplify sharing and collaboration.

Reporting Services delivers seamless integration with Microsoft SharePoint® and provides the ideal environment to centrally access and share reports. Publish directly to a SharePoint report library, create informative sites with report web parts, or embed into business applications using ReportViewer controls in Visual Studio.



**The capabilities of SharePoint 2010 provide a powerful business collaboration platform.**

## Send reports automatically through subscriptions and alerts.

Use subscriptions to deliver reports at a specific time and/or location or enable users to define their own data-driven alerts to proactively deliver information triggered by changing data conditions in operational reports. Flexible alert rules can be customized and managed by each user.

## Use comprehensive management tools.

Schedule report execution, manage report subscriptions, and control access to reports through Report Manager—or leverage the seamless integration with SharePoint for central manageability of reports in a familiar Microsoft Office environment.

## Extend Reporting to the Cloud with SQL Azure™ Reporting

Reach users across the globe and scale when and how you need to by taking advantage of the accessibility and elasticity of the cloud and removing the need to manage or maintain a reporting infrastructure.

## Get more value from existing tools and skills.

Use familiar on-premises tools such as Visual Studio to develop reports and queries accessing a SQL Azure database and publish them to the cloud—making them accessible via a URL or directly from the SQL Azure portal.

Embed reports directly into applications using ReportViewer in remote mode.

## For More Information

Learn more about SQL Server Reporting Services at: [www.microsoft.com/sqlserver](http://www.microsoft.com/sqlserver)